



Wiring Accessories

Single Insulated Wire Ferrules

These tin-plated copper single insulated ferrules are designed to accommodate conductors with cross-sections ranging from 20AWG to 1AWG (0.5 to 50 mm²). Tolerances according to DIN 46228 part 4.

- Heat resistant from -5 to 105°C [23 to 221°F]
- CE / RoHS 2011/65/EU
- UL E333905
- CSA-US 1176867
- Insulating Collar: Polypropylene-fluoropolymer
- Tube: Copper (Cu-DHP)
- Tin Plating: Galvanically tin-plated, bright finish

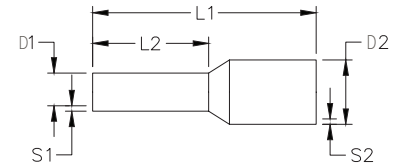


Single Insulated Wire Ferrules											
Part Number		Cross Section		Dimensions (mm)						Qty	Price
Standard	DIN	AWG	mm ²	L1	L2	D1	D2	S1	S2		
V30AE000006	V30AE000038	20	0.5	14	8	1	2.6	0.15	0.25	500	\$6.00
V30AE000009	V30AE000041	18	0.75	14	8	1.2	2.8	0.15	0.25	500	\$6.00
V30AE000013	V30AE000045	18	1.0	14	8	1.4	3.0	0.15	0.25	500	\$6.00
V30AE000016	V30AE000048	16	1.5	14	8	1.7	3.5	0.15	0.25	500	\$6.00
V30AE000017	V30AE000049	16	1.5	16	10	1.7	3.5	0.15	0.25	500	\$10.00
V30AE000052	V30AE000052	14	2.5	15	8	2.2	4.2	0.15	0.25	500	\$7.75
V30AE000053	V30AE000053	14	2.5	19	12	2.2	4.2	0.15	0.25	500	\$11.50
V30AE000055	V30AE000055	12	4	18	10	2.8	4.8	0.2	0.3	500	\$11.00
V30AE000056	V30AE000056	12	4	20	12	2.8	4.8	0.2	0.3	500	\$14.00
V30AE000025	V30AE000058	10	6	20	12	3.5	6.3	0.2	0.3	100	\$3.00
V30AE000026	V30AE000059	10	6	26	18	3.5	6.3	0.2	0.3	100	\$4.00
V30AE000027	V30AE000060	8	10	22	12	4.5	7.6	0.2	0.4	100	\$4.00
V30AE000028	V30AE000061	8	10	28	18	4.5	7.6	0.2	0.4	100	\$4.50
V30AE000029	V30AE000062	6	16	22	12	5.8	8.8	0.2	0.4	100	\$4.50
V30AE000030	V30AE000063	6	16	28	18	5.8	8.8	0.2	0.4	100	\$6.75
V30AE000031	V30AE000064	4	25	30	16	7.3	11.2	0.2	0.4	50	\$5.50
V30AE000033*	V30AE000067	2	35	30	16	8.3	12.7	0.2	0.4	50	\$7.25
V30AE000035	V30AE000070	1	50	36	20	10.3	15	0.3	0.5	50	\$10.00

* Not UL Certified



Available Colors	
Orange	White
Blue	Ivory
Black	Green
Gray	Brown
Yellow	Beige
Red	Olive



Twin Insulated Wire Ferrules

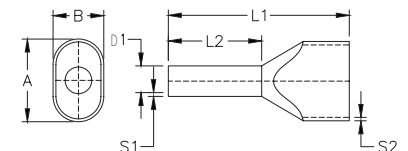
These tin-plated copper twin insulated ferrules are designed to accommodate conductors with cross-sections ranging from 20 AWG to 6 AWG (0.5 to 16 mm²). Tolerances according to DIN 46228 part 4.

- Heat resistant from -5 to 105°C [23 to 221°F]
- CE / RoHS 2011/65/EU
- UL E333905
- CSA-US 1176867
- Insulating Collar: Polypropylene-fluoropolymer
- Tube: Copper (Cu-DHP)
- Tin Plating: Galvanically tin-plated, bright finish



Twin Insulated Wire Ferrules												
Part Number		Cross Section		Dimensions (mm)						Qty	Price	
Standard	DIN	AWG	mm ²	L1	L2	D1	S1	S2	A			B
V30AE001134	V30AE001145	2 x 20	2 x 0.5	14	8	1.4	0.15	0.3	5	3	500	\$13.50
V30AE000606	V30AE000607	2 x 18	2 x 0.75	14	8	1.7	0.15	0.3	5.5	3	500	\$14.00
V30AE000733	V30AE000734	2 x 18	2 x 0.75	16	10	1.7	0.15	0.3	5.5	3	500	\$17.50
V30AE000608	V30AE000609	2 x 18	2 x 1	15	8	2	0.15	0.3	5.8	3.2	500	\$14.00
V30AE000735	V30AE000736	2 x 18	2 x 1	19	12	2	0.15	0.3	5.8	3.2	500	\$17.50
V30AE000623	V30AE000625	2 x 16	2 x 1.5	16	8	2.2	0.15	0.3	6.5	3.6	500	\$14.00
V30AE000737	V30AE000738	2 x 16	2 x 1.5	20	12	2.2	0.15	0.3	6.5	3.6	500	\$17.50
V30AE000611	V30AE000611	2 x 14	2 x 2.5	19	10	2.8	0.15	0.4	8	4.5	500	\$16.00
V30AE000748	V30AE000748	2 x 14	2 x 2.5	21	12	2.8	0.15	0.4	8	4.5	100	\$3.50
V30AE001148	V30AE001148	2 x 12	2 x 4	22	12	3.5	0.2	0.5	9	5.2	100	\$8.25
V30AE001139	V30AE001150	2 x 10	2 x 6	23	12	4.5	0.2	0.5	11.4	6.2	100	\$9.75
V30AE001141	V30AE001152	2 x 8	2 x 10	24	12	5.8	0.2	0.5	13.4	7.6	100	\$12.50
V30AE001143	V30AE001154	2 x 6	2 x 16	29	16	8.3	0.3	0.6	17.2	9.5	50	\$7.75

Available Colors		
Orange	Green	Gray
Blue	Ivory	Yellow
Black	Red	White



Crimp Terminals

Partially insulated crimp terminals are constructed from high quality tin-plated copper and PVC. Heat resistant from -4°F [-20°C] up to +167°F [+75°C]. Flammability classification UL 94-V0.

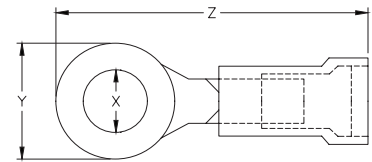


- Insulation: polyvinyl chloride
- Sleeve material: copper

Ring Terminals



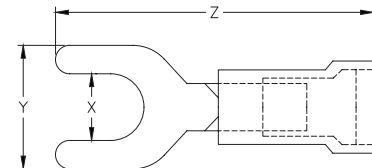
Partially Insulated PVC Ring Terminals							
Part Number	Cross Section		Dimension (mm)			Qty	Price
	AWG	mm ²	X	Y	Z		
V70RK004004	20 - 18	0.5 - 1	4.0	8.0	22.2	100	\$8.25
V70RK004005	20 - 18	0.5 - 1	5.0	8.0	22.2	100	\$8.25
V70RK004011	16 - 14	1.5 - 2.5	4.0	8.6	23.0	100	\$8.75
V70RK004012	16 - 14	1.5 - 2.5	5.0	8.6	23.0	100	\$9.25
V70RK004017	12 - 10	4 - 6	4.0	9.5	26.9	100	\$13.50
V70RK004018	12 - 10	4 - 6	5.0	9.5	26.9	100	\$13.50



Fork Terminals



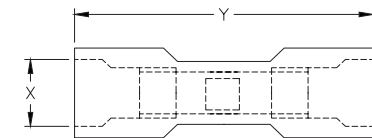
Partially Insulated PVC Fork Terminals							
Part Number	Cross Section		Dimension (mm)			Qty	Price
	AWG	mm ²	X	Y	Z		
V70GK004003	20 - 18	0.5 - 1	4.0	7.3	22.3	100	\$8.25
V70GK004004	20 - 18	0.5 - 1	5.0	8.0	21.7	100	\$8.75
V70GK004008	16 - 14	1.5 - 2.5	4.0	7.3	22.3	100	\$8.25
V70GK004009	16 - 14	1.5 - 2.5	5.0	8.1	22.3	100	\$9.25
V70GK004011	12 - 10	4 - 6	4.0	9.1	25.8	100	\$12.50
V70GK004012	12 - 10	4 - 6	5.0	9.1	25.8	100	\$12.50



Butt Connectors



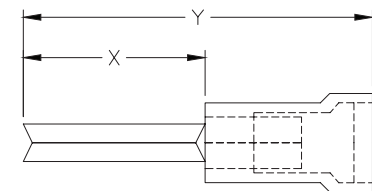
Fully Insulated PVC Butt Connectors						
Part Number	Cross Section		Dimension (mm)		Pcs/ Pkg	Price
	AWG	mm ²	X	Y		
V70SV004001	20 - 18	0.5 - 1	5.4	26.0	100	\$8.75
V70SV004002	16 - 14	1.5 - 2.5	6.1	26.0	100	\$9.75
V70SV004003	12 - 10	4 - 6	8.0	26.0	100	\$14.00



Pin Terminals



Partially Insulated PVC Pin Terminals						
Part Number	Cross Section		Dimension (mm)		Pcs/ Pkg	Price
	AWG	mm ²	X	Y		
V70SS004001	20 - 18	0.5 - 1	12.0	23.3	100	\$9.25
V70SS004002	16 - 14	1.5 - 2.5	12.0	23.4	100	\$9.75
V70SS004003	12 - 10	4 - 6	14.0	28.2	100	\$15.00



Note: Dimensions are approximate. Please visit our website www.AutomationDirect.com for complete engineering drawings.



Wiring Accessories

Disconnect Terminals

Disconnect terminals are constructed from copper-enhanced PVC and brass. Heat resistant from -4°F [-20°C] up to +167°F [+75°C]. Flammability classification UL 94-V0.

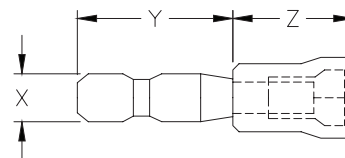
- Insulation: polyvinyl chloride strengthened with copper
- Sleeve material: brass



Male Bullet Disconnect Terminals



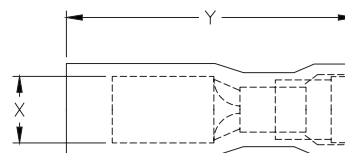
Partially Insulated Male Bullet Disconnect Terminals							
Part Number	Cross Section		Dimension (mm)			Qty	Price
	AWG	mm ²	X	Y	Z		
V70RS004001	20 - 18	0.5 - 1	4.0	11.3	9.8	100	\$7.75
V70RS004002	16 - 14	1.5 - 2.5	5.0	11.8	11.7	100	\$8.75
V70RS004003	12 - 10	4 - 6	5.0	11.0	10.2	100	\$10.00



Female Bullet Disconnect Terminals



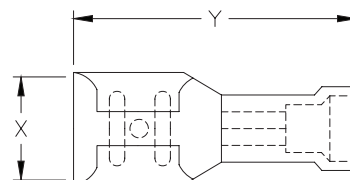
Fully Insulated Female Bullet Disconnect Terminals							
Part Number	Cross Section		Dimension (mm)		Qty	Price	
	AWG	mm ²	X	Y			
V70RV004001	20 - 18	0.5 - 1	4.0	23.9	100	\$9.75	
V70RV004002	16 - 14	1.5 - 2.5	5.0	23.9	100	\$10.00	
V70RV004003	12 - 10	4 - 6	5.0	27.8	100	\$17.50	



Partially Insulated PVC Female Disconnect Terminals



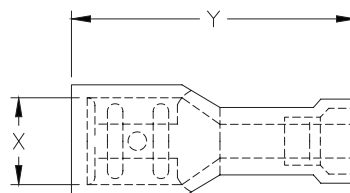
Partially Insulated Female Disconnect Terminals							
Part Number	Cross Section		Dimension (mm)		Qty	Price	
	AWG	mm ²	X	Y			
V70FH004001	20 - 18	0.5 - 1	2.8 x 0.5	19.5	100	\$7.25	
V70FH004002	20 - 18	0.5 - 1	2.8 x 0.8	18.8	100	\$7.25	
V70FH004003	20 - 18	0.5 - 1	4.8 x 0.5	19.5	100	\$7.25	
V70FH004004	20 - 18	0.5 - 1	4.8 x 0.8	19.5	100	\$7.25	
V70FH004005	20 - 18	0.5 - 1	6.3 x 0.8	20.9	100	\$8.25	
V70FH004006	16 - 14	1.5 - 2.5	2.8 x 0.5	18.8	100	\$7.75	
V70FH004007	16 - 14	1.5 - 2.5	2.8 x 0.8	18.8	100	\$7.75	
V70FH004008	16 - 14	1.5 - 2.5	4.8 x 0.5	19.5	100	\$7.75	
V70FH004009	16 - 14	1.5 - 2.5	4.8 x 0.8	19.5	100	\$7.75	
V70FH004010	16 - 14	1.5 - 2.5	6.3 x 0.8	20.9	100	\$8.75	
V70FH004011	12 - 10	4 - 6	6.3 x 0.8	23.8	100	\$14.00	



Fully Insulated PVC Female Disconnect Terminals



Fully Insulated Female Disconnect Terminals							
Part Number	Cross Section		Dimension (mm)		Qty	Price	
	AWG	mm ²	X	Y			
V70FV004003	20 - 18	0.5 - 1	2.8 x 0.5	18.6	100	\$9.25	
V70FV004004	20 - 18	0.5 - 1	2.8 x 0.8	18.6	100	\$9.25	
V70FV004005	20 - 18	0.5 - 1	4.8 x 0.5	20.4	100	\$9.75	
V70FV004006	20 - 18	0.5 - 1	4.8 x 0.8	20.3	100	\$9.75	
V70FV004001	20 - 18	0.5 - 1	6.3 x 0.8	22.5	100	\$10.00	
V70FV004007	16 - 14	1.5 - 2.5	4.8 x 0.5	18.8	100	\$10.00	
V70FV004008	16 - 14	1.5 - 2.5	4.8 x 0.8	20.5	100	\$10.00	
V70FV004002	16 - 14	1.5 - 2.5	6.3 x 0.8	22.5	100	\$11.00	
V70FV004009	12 - 10	4 - 6	6.3 x 0.8	24.2	100	\$17.00	



Note: Dimensions are approximate. Please visit our website www.AutomationDirect.com for complete engineering drawings.



Wiring Accessories

Disconnect Terminals

Disconnect terminals are constructed from copper-enhanced PVC and brass. Heat resistant from -4°F [-20°C] up to +167°F [+75°C]. Flammability classification UL 94-V0.

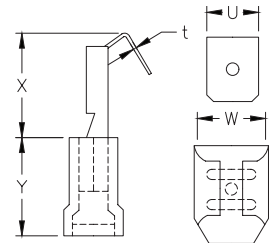
- Insulation: polyvinyl chloride strengthened with copper
- Sleeve material: brass



Partially Insulated Piggy Back Disconnect Terminals



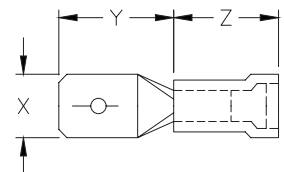
Piggy Back Disconnect Terminals									
Part Number	Cross Section		Dimension (mm)					Qty	Price
	AWG	mm ²	w	u	t	x	y		
V70FP004001	20 - 18	0.5 - 1	6.6	6.3	0.8	13.4	10.0	100	\$9.75
V70FP004002	16 - 14	1.5 - 2.5	6.6	6.3	0.8	13.4	11.0	100	\$10.00
V70FP004003	12 - 10	4 - 6	6.6	6.3	0.8	13.4	12.0	100	\$15.00



Partially Insulated PVC Male Disconnect Terminals



Partially Insulated Male Disconnect Terminals							
Part Number	Cross Section		Dimension (mm)			Qty	Price
	AWG	mm ²	X	Y	Z		
V70FS004001	20 - 18	0.5 - 1	2.8 x 0.5	8.0	10	100	\$7.25
V70FS004002	20 - 18	0.5 - 1	2.8 x 0.8	9.0	9.5	100	\$7.25
V70FS004003	20 - 18	0.5 - 1	4.8 x 0.5	9.0	9.9	100	\$7.25
V70FS004004	20 - 18	0.5 - 1	4.8 x 0.8	9.4	10	100	\$7.25
V70FS004005	20 - 18	0.5 - 1	6.3 x 0.8	10.8	10	100	\$7.75
V70FS004008	16 - 14	1.5 - 2.5	4.8 x 0.5	8.7	10	100	\$7.25
V70FS004009	16 - 14	1.5 - 2.5	4.8 x 0.8	9.2	10	100	\$7.75
V70FS004010	16 - 14	1.5 - 2.5	6.3 x 0.8	10.8	10	100	\$7.75
V70FS004011	12 - 10	4 - 6	6.3 x 0.8	10.8	13	100	\$13.50



Note :Dimensions are approximate. Please visit our website www.AutomationDirect.com for complete engineering drawings.



Wiring Accessories

Crimping Tools

Crimping Tools			
Part Number	Description	Weight	Price
K70ZA000113	Crimping tool for use with single ferrules AWG 20 - 10 (0.5 - 6 mm ²) and twin ferrules AWG 2 x 18 - 2 x 12 (2 x 0.75 - 2 x 4 mm ²). 5 crimping positions. With and without insulating collar. Conforms to DIN 46228 part 1 and 2.	0.74 lb (335g)	\$106.00
K70ZA000117	Crimping tool for use with single ferrules AWG 10 - 4 (6 - 25 mm ²) and twin ferrules AWG 2 x 12 - 2 x 8 (2 x 4 - 2 x 10 mm ²). 4 crimping positions. Conforms to DIN 46228 part 1 and 4.	1.19 lb (540g)	\$114.00
K70ZA000118	Crimping tool for use with single ferrules AWG 2 - 1 (35 - 50 mm ²) and twin ferrules AWG 2 x 6 (2 x 16 mm ²). 2 crimping positions. Conforms to DIN 46228 part 1 and 4.	1.19 lb (540g)	\$114.00
K70ZA000130	Crimping tool for PVC-insulated terminals AWG 20 - 10 (0.5 - 6 mm ²). 3 crimping positions.	1.12 lb (510g)	\$106.00

K70ZA000113



K70ZA000117



Note: Z&F crimping tools recommended by the ferrule manufacturer before terminating in terminal blocks, wire connectors, or end-product terminals (such as starters, etc.).

Crimping Tools Cross Reference						
	Part Number		K70ZA000113	K70ZA000117	K70ZA000118	
	Standard	DIN				
Single Ferrules	V30AE000006	V30AE000038	X	—	—	
	V30AE000009	V30AE000041	X	—	—	
	V30AE000013	V30AE000045	X	—	—	
	V30AE000016	V30AE000048	X	—	—	
	V30AE000017	V30AE000049	X	—	—	
	V30AE000052	V30AE000052	X	—	—	
	V30AE000053	V30AE000053	X	—	—	
	V30AE000055	V30AE000055	X	—	—	
	V30AE000056	V30AE000056	X	—	—	
	V30AE000025	V30AE000058	X	X	—	
	V30AE000026	V30AE000059	X	X	—	
	V30AE000027	V30AE000060	—	X	—	
	V30AE000028	V30AE000061	—	X	—	
	V30AE000029	V30AE000062	—	X	—	
	V30AE000030	V30AE000063	—	X	—	
	V30AE000031	V30AE000064	—	X	—	
	V30AE000033	V30AE000067	—	—	X	
	V30AE000035	V30AE000070	—	—	X	
	Twin Ferrules	V30AE001134	V30AE001145	X	—	—
		V30AE000606	V30AE000607	X	—	—
V30AE000733		V30AE000734	X	—	—	
V30AE000608		V30AE000609	X	—	—	
V30AE000735		V30AE000736	X	—	—	
V30AE000623		V30AE000625	X	—	—	
V30AE000737		V30AE000738	X	—	—	
V30AE000611		V30AE000611	X	—	—	
V30AE000748		V30AE000748	X	—	—	
V30AE001148		V30AE001148	X	X	—	
V30AE001139		V30AE001150	—	X	—	
V30AE001141		V30AE001152	—	X	—	
V30AE001143		V30AE001154	—	—	X	

K70ZA000118



K70ZA000130



Wiring Accessories – Crimping Tools

Crimping Tools Overview

Our high-quality industrial crimping tools are designed to crimp a wide range of insulated and non-insulated crimping terminals, ferrules, and connectors. They feature ergonomic handles and controlled-cycle ratcheting mechanisms to guarantee a uniform crimp every time. Choose from fixed or interchangeable die tools or tool/die sets with multiple dies.

Interchangeable-Die Crimping Tools			
Part #	Description *	Qty	Price
<u>DN-CT-HDL</u>	Crimping tool handle for DN-CT-Dx dies (dies NOT included) Approximate dimensions: 9.75 x 2.52 x 0.95 in (234 x 64 x 24 mm); 16.2 oz (460g)	1	\$61.00
<u>DN-CT-D1</u>	Die set for DN-CT-HDL; 26-22 & 12-10 AWG (0.1-0.4 & 4-6 mm ²) green & yellow insulated terminals	1	\$46.75
<u>DN-CT-D2</u>	Die set for DN-CT-HDL; 22-14 AWG (0.5-2.5 mm ²) red & blue insulated terminals	1	\$46.75
<u>DN-CT-D3</u>	Die set for DN-CT-HDL; 22-10 AWG (0.5-6 mm ²) non-insulated terminals	1	\$40.75
<u>DN-CT-D4</u>	Die set for DN-CT-HDL; 24-8 AWG (0.25-10 mm ²) wire ferrules	1	\$40.75
<u>DN-CT-D5</u>	Die set for DN-CT-HDL; 6-4 AWG (16-25 mm ²) wire ferrules	1	\$41.00
<u>DN-CT-D6</u>	Die set for DN-CT-HDL; 2-1/0 AWG (35-50 mm ²) wire ferrules	1	\$41.00
<u>DN-CT-D7</u>	Die set for DN-CT-HDL; 22-10 AWG (0.5-6 mm ²) open barrel non-insulated terminals	1	\$63.25
<u>DN-CT-D8</u>	Die set for DN-CT-HDL; 8-pin (RJ45) modular plugs	1	\$40.75
<u>DN-CT-D9</u>	Die set for DN-CT-HDL; 6-pin (RJ11/RJ12) modular plugs	1	\$40.75
<u>DN-CT-SET</u>	Crimping tool modular system; includes handle and three die sets (DN-CT-HDL + DN-CT-D2 + DN-CT-D4 + DN-CT-D5) The die pairs are held together for easy handling, and interchange without separate tools.	1	\$171.00



DN-CT-HDL Crimping Tool




DN-CT-SET Crimping Tool & Die Set

* The DN-CT-xx series features a crimping tool with multiple interchangeable dies separately available. The die pairs are held together for easy handling, and can be interchanged without separate tools.


Wiring Accessories – Crimping Tool

DN-CT-Dx Interchangeable Crimping Dies (for DN-CT-xxx crimping tool only)


These dies are held together for easy handling, and can be interchanged without additional tools. All DN-CT-Dx dies have been tested on leading brands of connectors to ensure quality connections. Dies come in modular holders that can be connected together when not in use.



DN-CT-Dx die & holder



DN-CT-D1 (4300-3128)
Insulated Terminals & Connectors
26–22 AWG & 12–10 AWG
[Green & Yellow] (0.1–0.4 & 4–6 mm²)




DN-CT-D2 (4300-3129)
Insulated Terminals & Connectors
22–14 AWG
[Red & Blue] (0.5–2.5 mm²)




DN-CT-D3 (4300-3142)
Non-Insulated Terminals & Connectors
22–10 AWG (0.5–6 mm²)



DN-CT-D4 (4300-3127)
Wire Ferrules
24–8 AWG (0.25–10 mm²)




DN-CT-D5 (4300-3153)
Wire Ferrules
6–4 AWG (16–25 mm²)




DN-CT-D6 (4300-3154)
Wire Ferrules
2–1/0 AWG (35–50 mm²)



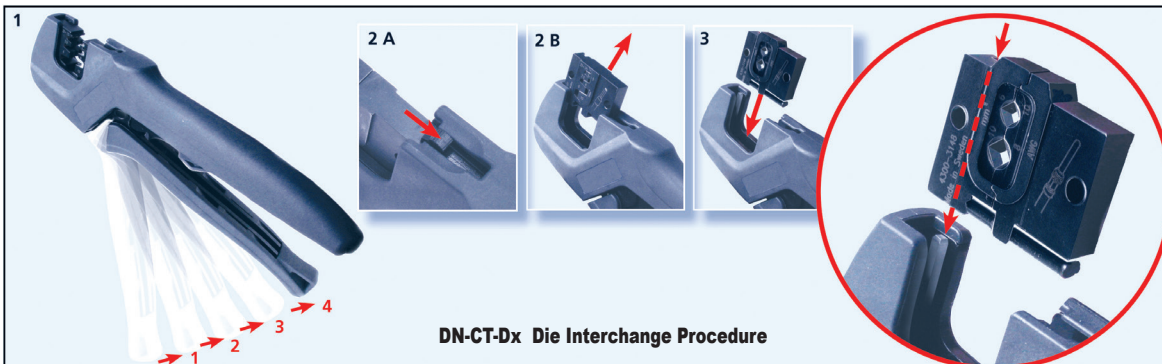
DN-CT-D7 (4300-3146)
Non-Insulated Open-Barrel Terminals
22–10 AWG (0.5–6 mm²)



DN-CT-D8 (4300-3144)
8-pin Modular Plugs
RJ45



DN-CT-D9 (4300-3132)
6-pin Modular Plugs
RJ11/RJ12




Wiring Accessories – Self-Adjusting Crimping Tools


Lightweight, compact, comfortable and self-adjusting tool for crimping ferrules/wire end sleeves.



**Square
DN-FE-16S**



**Hexagonal
DN-FE-16H**



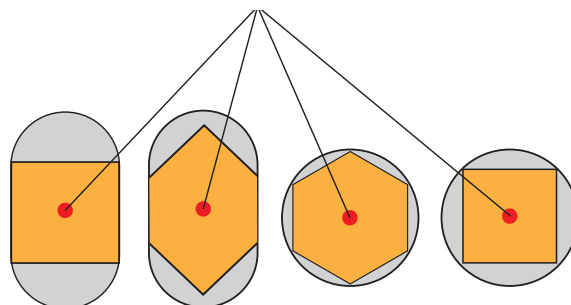
Features

- Ratchet (with emergency release) to ensure crimps are completed according to specification
- Well balanced to avoid slipping out of the hand
- Non-slip grip pad for applying pressure against a surface
- Ergonomically shaped handles with hardness and surface textures selected for comfortable frequent use
- Low handle force for larger ferrule sizes
- Compact and light-weight design for easy access within confined spaces
- Hole for attaching a safety strap
- Square or Hexagonal crimp profile

Self-Adjusting Crimping Tools Specifications	
Connectors	Insulated and non-insulated ferrules/wire end sleeves
Capacity	0.14 - 10.0 mm ² /AWG 26-8
Crimp Length	Up to 0.47 in [12mm]
Lifespan	Tested to 50,000 cycles
Length	6.93 in [176mm]
Width	1.02 in [26mm]
Height	2.44 in [62mm]
Handle spread (closed)	1.81 in [46mm]
Handle spread (open)	5.59 in [142mm]
Weight	Square: 0.80 lb [362g] Hexagonal: 0.81 lb [371g]

Self-Adjusting Crimping Tools		
Part Number	Description	Price
DN-FE-16S	Wire crimping tool, self-adjusting, square profile, 26 to 8 AWG capacity. For use with insulated and non-insulated wire ferrules.	\$239.00
DN-FE-16H	Wire crimping tool, self-adjusting, hexagonal profile, 26 to 8 AWG capacity. For use with insulated and non-insulated wire ferrules.	\$239.00

The finished square and hexagonal crimps have the same cross-sectional area. Choosing between the square and hexagonal crimp tools depends on the shape of the hole where the wire will be inserted. Square crimps fit better in rectangular holes while hexagonal crimps fit better in round holes.



Wiring Accessories – Self-Adjusting Crimping Tool with Rotatable Die

Lightweight, compact, comfortable and self-adjusting tool for crimping ferrules/wire end sleeves

Features

- Rotatable die for front or side crimping
- Ratchet (with emergency release) to ensure crimps are completed according to specification
- Well balanced to avoid slipping out of the hand
- Non-slip grip pad for applying pressure against a surface
- Ergonomically shaped handles with hardness and surface textures selected for comfortable frequent use
- Low handle force for larger ferrule sizes
- Compact and light-weight design for easy access within confined spaces
- Hole for attaching a safety strap
- Trapezoidal crimp profile



Self-Adjusting Crimping Tool with Rotatable Die Specifications	
Connectors	Insulated and non-insulated ferrules/wire end sleeves
Capacity	0.14 - 10.0 mm2/AWG 26-8
Crimp Length	Up to 0.47 in [12mm]
Lifespan	Tested to 50,000 cycles
Length	7.09 in [180mm]
Width	1.02 in [26mm]
Height	2.56 in [65mm]
Handle spread (closed)	1.81 in [46mm]
Handle spread (open)	5.31 in [135mm]
Weight	0.66 lb [300g]

Self-Adjusting Crimping Tools		
Part Number	Description	Price
DN-FE-16T	Wire crimping tool, self-adjusting, rotatable die, trapezoidal profile, 26 to 8 AWG capacity. For use with insulated and non-insulated wire ferrules.	\$239.00



Wiring Accessories – Cutting & Stripping Tools

Wire Cutting and Stripping Tools

Wire Cutting and Stripping Tools			
Part Number	Description	Qty	Price
DN-WS	Cutting and stripping tool with replaceable blades and jaw inserts; includes (1) DN-WSJ blade Approximate dimensions: 7.5 x 4.8 x 0.8 in (191 x 123 x 20 mm); Weight: 4.8 oz (136g)	1	\$59.00
DN-WSJ	DN-WS replacement straight-blade insert; for PVC insulations; 34-8 AWG (0.02-10 mm ²)	1	\$22.50
DN-WSMMC	DN-WS 16 mm ² blade insert; 12-5 AWG (4-16 mm ²)	1	\$44.25
DN-WSVBC	DN-WS V-blade insert; for harder insulations such as PTFE & PVC; 28-12 AWG (0.1-4 mm ²)	1	\$28.75
DN-WSRJ	DN-WS replacement jaw inserts	2	\$7.75
DN-CST	Cable stripping tool; cable diameters 0.1-0.43 in (2.5-11 mm) with insulation up to 0.04 in (1.0 mm) thick Approximate dimensions: 3.6 x 1.6 x 0.8 in (90.5 x 39.5 x 19 mm); Weight: 0.9 oz (28g)	1	\$25.75
DN-CST-BLADE	DN-CST replacement blade	1	\$9.25

Self-Adjusting Cut and Strip Tool DN-WS


- Widest stripping capacity of any tool of its type
- Easily interchangeable stripping cassettes are available for stripping a wide range of most modern insulation types, from PVC to PTFE; color coded by stripping blade type
- No additional tools required to change stripping blade cassettes
- Precise adjustability allows stripping of various insulation thicknesses without damage to conductors
- Easy snag-free wire removal after stripping
- Ergonomic design with soft-grip handle
- Light weight and strong; molded in high-strength plastic with twice the strength of standard nylon; tested 150k cycles
- Cutting capacity:
Stranded conductors to 8AWG (10 mm²)
Solid conductors to 16 AWG (1.5 mm²)



DN-WS stripping blade replacement



DN-WS wire cutting




DN-WSxxx
Blade inserts color coded by type



DN-WSRJ

DN-WS Cutting & Stripping Tool



Cable Stripping Tool DN-CST

Small, simple, safe, and precise tool for removing insulation from copper and fiber optic audiovisual, data transmission, instrumentation, signal, and telephone cables.

- Precise: 9-position blade height adjustment wheel for fine adjustability and repeatability
- Easy to use: Squeeze the tool together to open the stripping cavity, insert cable, rotate once, and remove tool from cable. Separately pull scrap insulation off of cable.
- Safe: Smooth, rounded, pocketable, and lightweight design; no exposed blades
- Tough: Impact resistant nylon tested to over 50k cycles
- Economical: Replacement blades available
- Cable capacity: Ø 0.1-0.43 in (2.5-11 mm)
- Insulation thickness: Up to 0.04 in (1.0 mm)



DN-CST

Precision Stripping Tool
[Squeeze, insert cable, rotate, & remove]

DN-CST-BLADE Replacement Blade



Precision Stripping Tool
Easily replaceable blade