



Que-2-TXT™
Questions?
scan to text us fast



HID EQUAL LED RETROFIT KITS

REPLACES 1,000W HID



specifications



CRI	Material	L70 hours	Surge Protection	Ambient Temp (F)	Power Factor	IP rating	Dimmable	THC	Beam Angle	Enclosed Fixture Rated
> 70	aluminum	50,000	6 KV built-in	-40° - 122°	> 0.9	IP 44	1 - 10%	6.21%	114°	yes

select your lamp

Part Number	Color Temp	Voltage	Lumen Output	Efficacy	Consumption
GI-RKD-D1000-DLC	4000K	100 - 277 V	40,000	125 lm / W	320W
GI-RKD-C1000-DLC	5700K	100 - 277 V	40,000	125 lm / W	320W
GI-RKD-C1000-480DLC	5700K	348 - 480 V	37,500	136 lm / W	300W

other

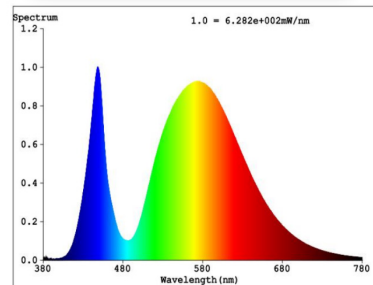
Fixture Dimensions	Driver Dimensions	Warranty	Gross Weight	Case QTY
12.59" (L) x 9.33" (H)	8 7/8" (L) x 1 3/4" (H) x 3 5/8" (W)	6 years	11 lbs	1 pcs



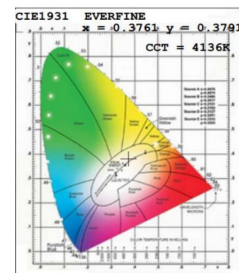
Features

- > External Driver
- > 50,000 hour LED lifespan based on IES LM-80 results and TM-21 calculations
- > Allows for reflector to be removed to create more space for installation
- > Adjustable bracket included

Spectral Power Distribution



Chromaticity Diagram



Not all product variations listed on this page may be DLC qualified. Visit www.designlights.org/search to confirm qualification.



/greenignite
@greenignite



www.greenignite.com



info@greenignite.com



1-877-560-3779