

## ITRIXX® WIRELESS EQUIPMENT HOUR METER

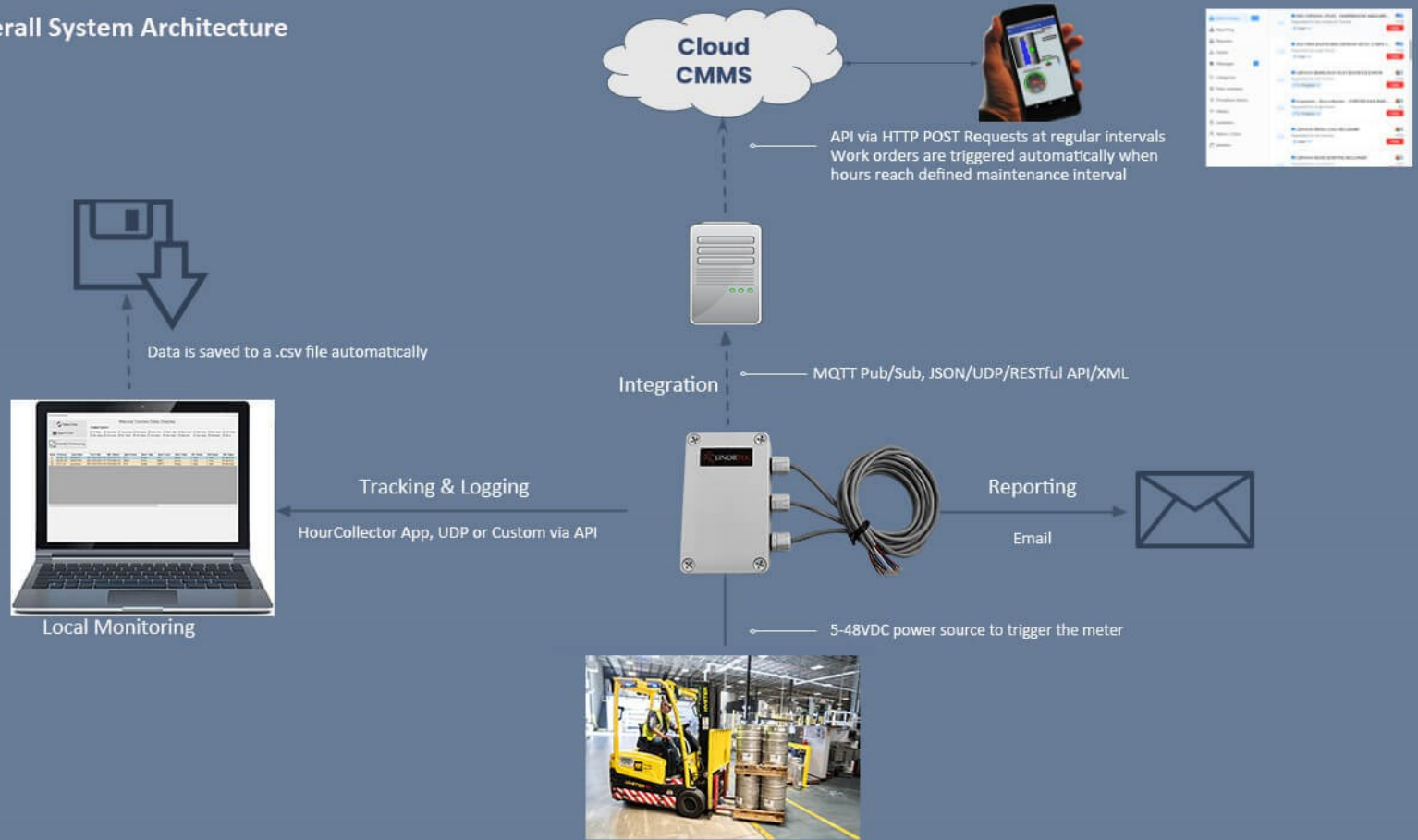
A TCP/IP Web-Based Platform that Simplifies Data Collection, Control, Alerts for Industrial Equipment

### Applications

- ◇ Monitor Equipment Usage
- ◇ Monitor Machine Uptime/Downtime
- ◇ Operation Counter
- ◇ Monitor Vibration
- ◇ Monitor operator behavior (impacts)
- ◇ And More...

iTrixx is an IoTMeter which was developed on Linortek's secure TCP/IP product platform with MQTT protocol, that provides the same universal connectivity, easy to setup, flexible data collection, WiFi/Ethernet connectivity, making the iTrixx a great fit for industrial equipment remote control and monitoring in real-time, improving operational efficiency and uptime with no monthly subscription fees.

### Overall System Architecture



# Features & Benefits



## Cost Effective

All-in-one system with built-in web server, no software to purchase, no 3rd party server and no monthly fees.



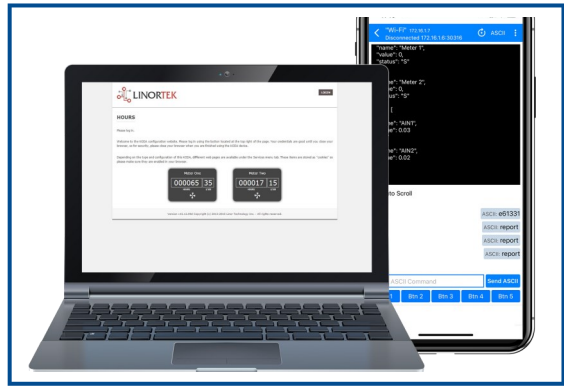
## Data Security

iTrixx is NOT a cloud based system. All data is stored locally at your facility giving you full control of collected records.




## Remote Monitoring

Connect offline equipment to the network, monitor it from any PC on your network



## Flexible Data Acquisition

Collect the data that matters to your business with the built-in digital and analog inputs



## Easy to Deploy

Setup in minutes, automatically transfer data to your database over the network



## Built In the USA

Linortek is dedicated to bringing jobs to Americans, We're proud to build products in the U.S.A. with global materials. We source raw materials and components from around the world when they are not available in the United States

# Products



## iTrixx-WFMN-ADi

Built-in web server, MQTT protocol, 2 relay outputs, 2 digital inputs, 2 analog inputs, 2 separate hour meters that can be triggered by power input, digital input or relay output, IP 66/67 enclosure, Wi-Fi connectivity.



## iTrixx-WFMN-Di

Built-in web server, MQTT protocol, 2 digital inputs, 2 separate hour meters that can be triggered by power input digital inputs, IP 66/67 enclosure, WiFi connectivity



## iTrixx-NHM

Built-in web server, 2 digital inputs, 2 relay outputs, 2 separate hour meters that can be triggered by power input digital inputs or relay output, DINRail Mountable enclosure, Ethernet connectivity.



## iTrixx-Ultra 300

Built-in web server, MQTT protocol, CAN interface, 2 digital inputs, 2 analog inputs, 2 relay outputs, 2 separate hour meters that can be triggered by power input digital inputs or relay output, DINRail Mountable enclosure, Ethernet connectivity.

### Case Study: Collect production machine runtime hours for predictive maintenance

Since 90 percent of machine maintenance is based upon hours instead of miles, the iTrixx IoTMeter is an ideal tool for keeping up with preventative maintenance schedules. This device can help extend the lifecycle and performance of powered equipment as well as tracking a range of equipment across a warehouse, construction site or multi-location company.

A manufacturer in the US automated the collection of their production machine runtime from 3 locations across the States by using the iTrixx NHM, eliminating the need to physically visit each piece of machine to manually collect data, using the iTrixx NHM RESTful API to send the data to their ERP manufacturing system automatically. It allows the service team to focus on troubleshooting and complex problem solving, saving tremendous time on data collecting and reducing operation costs.

# Linortek iTrixx Equipment Hour Meter Technical Specifications

Model		iTrixx-Ultra 300	iTrixx-NHM	iTrixx-WFMN- ADi	iTrixx-WFMN- Di
Part#		01-910-00111	01-910-00024	01-910-00060	01-910-00064
Web Server	Built-in software	✓	✓	✓	✓
	Access current data and status from any web browser	✓	✓	✓	✓
	Desktop app	✓	✓	✓	✓
	Download data in CSV format (from the desktop app)	✓	✓	✓	✓
Network Connectivity	Ethernet Port: 10/100Base-TX PoE	✓	✓	×	×
	WiFi: IEEE 802.11b/g/n 2.4GHz	×	×	✓	✓
Configuration	Web browser	✓	✓	×	×
	Telnet (30316 port)	×	×	✓	✓
Relay Output	Dry contact: 1 FORM A 48VAC@8A Max	×	✓	×	×
	Dry contact, signal Relay, 2 Form C, 1A @ 30VDC	✓	×	✓	✓
Digital Input	Isolated mode (ISO): 5-24VDC@30mA max	✓	✓	✓	✓
	PULL UP mode (PU): Dry contact mode	✓	✓	✓	✓
Analog Input	Isolated 2-wire input: voltage: 5V or current 4-20mA	✓	×	✓	×
Data Storage	Internal storage capacity: 16MBIT	✓	✓	✓	✓
Alarms	Condition: high, low, within range and outside range	✓	✓	✓	✓
	Delay: optional time period for alarm response	✓	✓	✓	✓
Data Report Schedules	User settable interval	✓	✓	✓	✓
Data Integration	RESTful API	✓	✓	×	×
	MQTT	✓	×	✓	✓
	XML	✓	✓	✓	✓
	JSON	✓	×	✓	✓
Security Protocols	TLS, SSL	✓	×	✓	✓
Network Services	DHCP, DNS, TCP/IP (IPv4), UDP, HTTP	✓ <sup>1</sup>	✓	✓	✓
Firmware Updates	Bootloader app through TCP/IP	✓	✓	✓	✓
Record Time (hrs) <sup>2</sup>	0 – 999,999.99	✓	✓	✓	✓
Power Input	12-48VDC	✓	✓	✓	✓
	POE	✓	✓	×	×
Power Consumption	150mA	✓	✓	✓	✓
Accessories Included	12VDC Power Supply	✓	✓	✓	✓
	RJ45 Cable (1M)	✓	✓	×	×
	DIN Rail Mount Clip	✓	✓	×	×
Physical and Environment	DINRail Mountable Enclosure	70mm x 100mm x 25mm		×	×
	IP66/67 Polycarbonate Box	×	×	75mm x 125mm x 35 mm	
	Weights (OZ)	11	11	12	11
	Working Temperature	From 0 to +65 Celsius			
	Storage Temperature	From -40 to +125 Celsius			
	Humidity	From 10% to 90% Non-condensing			

<sup>1</sup> HTTPS is supported

<sup>2</sup> Resettable, non-resettable version available



**Linor Technology, Inc.**

[www.linortek.com](http://www.linortek.com)

Tel: (336)-485-6199, Email: [sales@linortek.com](mailto:sales@linortek.com)